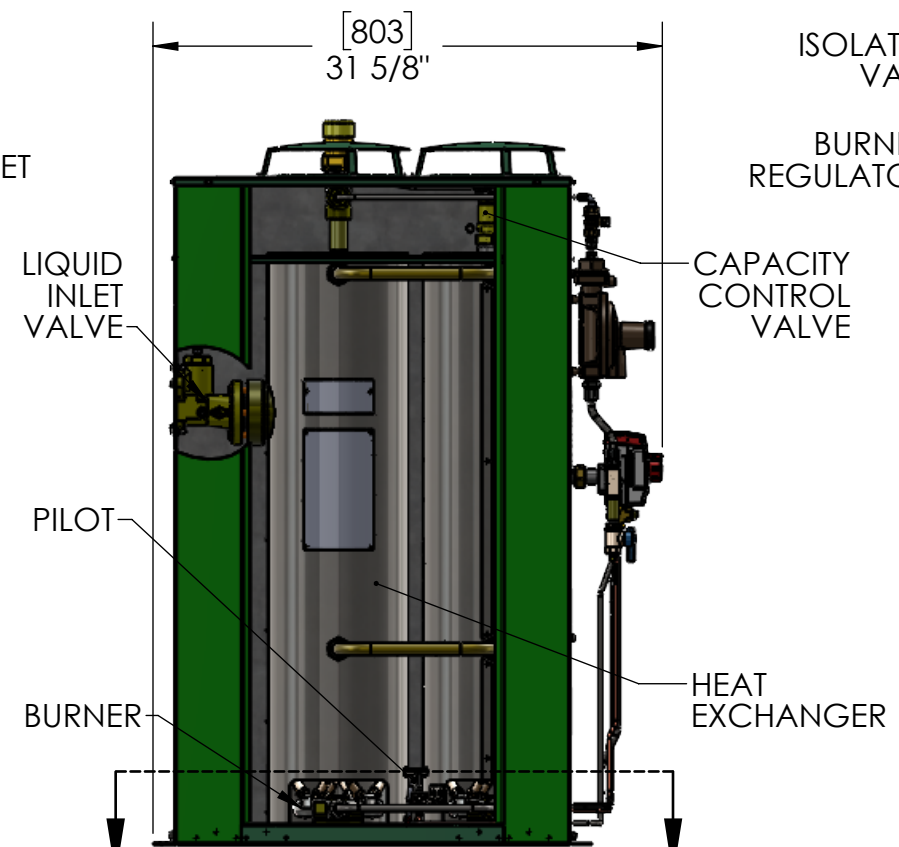
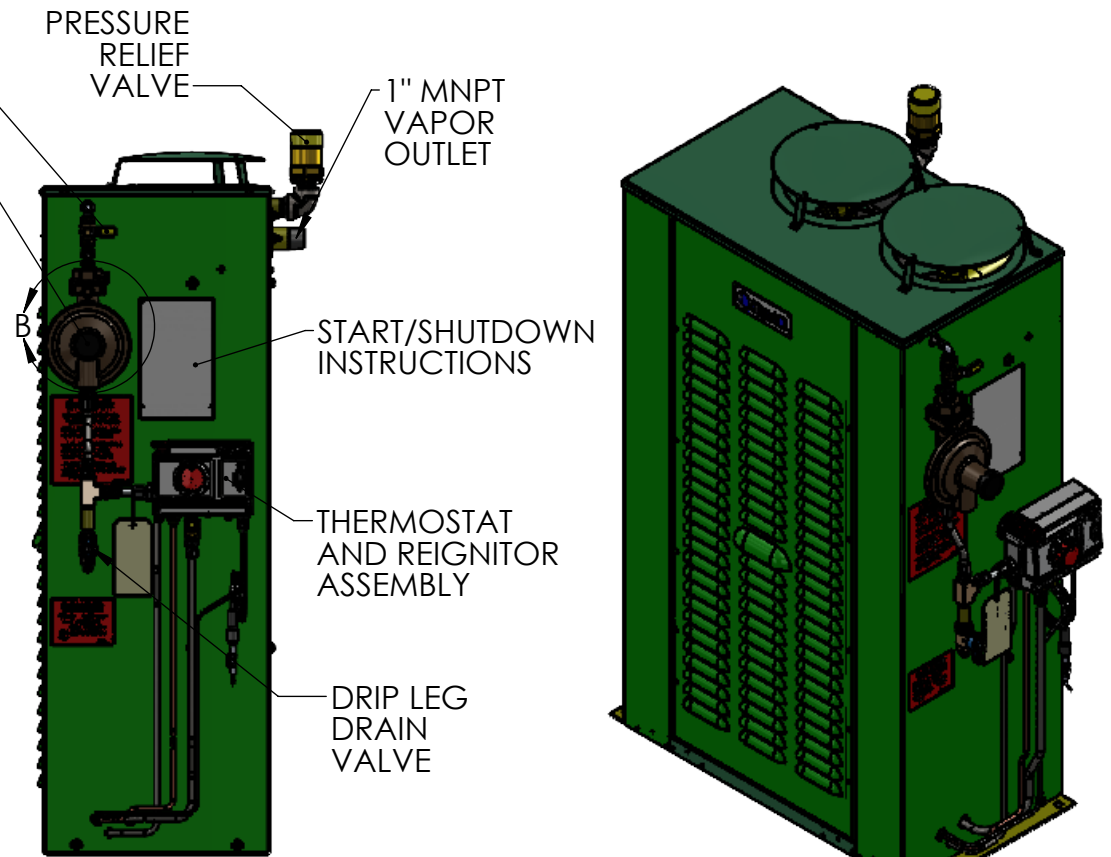


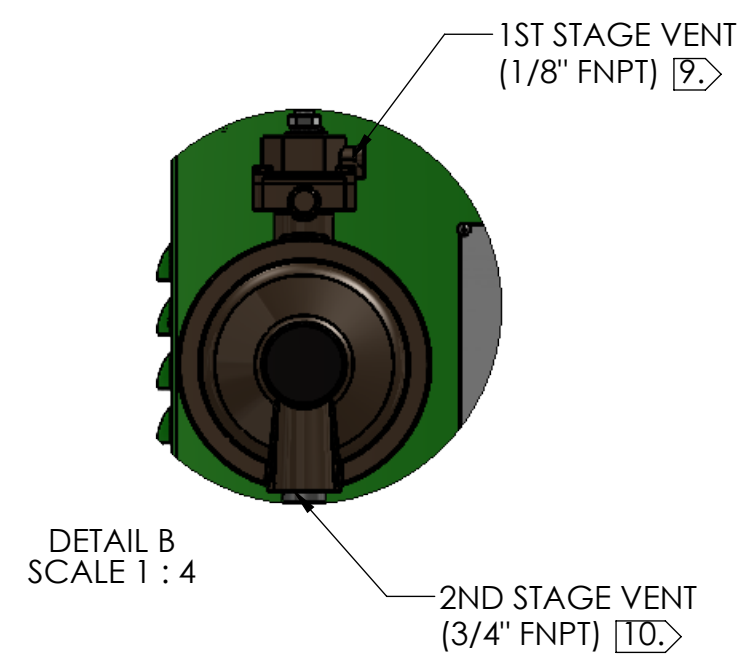
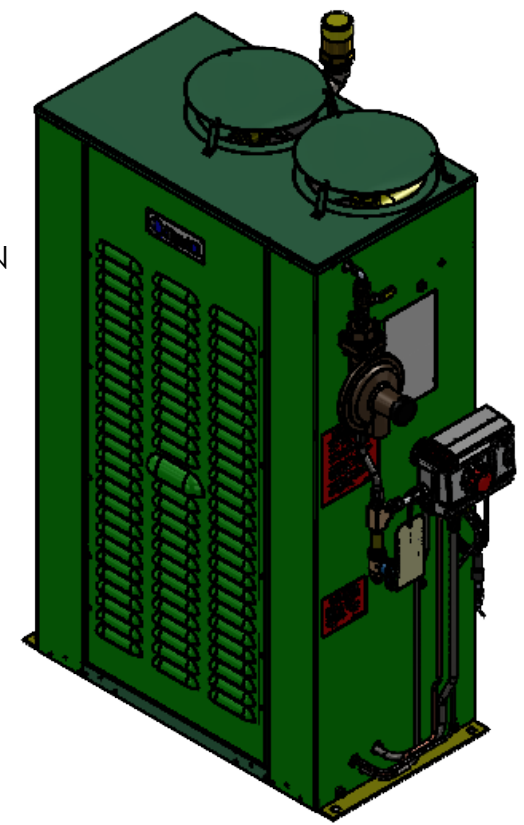
LEFT VIEW



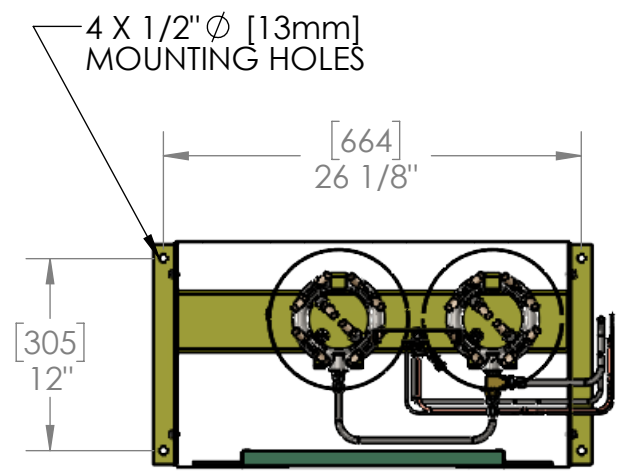
FRONT VIEW
DOOR REMOVED FOR CLARITY



RIGHT VIEW



DETAIL B
SCALE 1 : 4



SECTION A-A
SCALE 1 : 12

- NOTES:
1. ALL DIMENSIONS ARE IN INCHES [mm].
 2. VAPORIZER PRESSURE VESSEL RATED AT 290 PSIG [20 BAR] MAWP.
 3. VAPORIZER RELIEF VALVE SETTING 250 PSIG [17.2 BAR].
 4. cULus APPROVED.
 5. CE MARKED (PED).
 6. VAPORIZER CAPACITY AT 0°F AND 100 PSIG PROPANE INLET CONDITION 120 GPH [240 KG/HR].
 7. VAPORIZER TO BE SECURED THROUGH THE FOUR MOUNTING HOLES ON ABOVE GROUND, LEVEL, SOLID, NON-COMBUSTIBLE BASE.
 8. HEAT INPUT 154,080 BTU/HR [162,555 KJ/HR].
 9. USE THE 1/8" FNPT PORT TO PIPE AWAY 1ST STAGE VENT IF REQUIRED.
 10. USE THE 3/4" FNPT PORT TO PIPE AWAY 2ND STAGE VENT IF REQUIRED.
 11. APPROXIMATE SHIPPING WEIGHT 260 LBS [118 KG].

THIRD ANGLE PROJECTION 	TOLERANCES UNLESS OTHERWISE SPECIFIED .X ± .XX ± .XXX ± ANGLE ±0°30' FRACTIONS ± 1/4"		Drawn By: RWP
			Checked By: DN
DO NOT SCALE DRAWING <small>INTERPRET THIS DRAWING IN ACCORDANCE WITH ANSI/ASME Y14.5-2009</small>	<small>THIS DRAWING SHALL NOT BE REPRODUCED OR USED IN ANY MANNER DETRIMENTAL TO ITS INTERESTS. ALL RIGHTS RESERVED. © COPYRIGHT ALGAS-SDI</small>	151 S. Michigan St., Seattle, Washington, USA 98108 Tel: (206) 789-5410 Fax: (206) 789-5414	Approved By:
		Part #	Date: 5/23/12
SMALL DF VAPORIZER 120/60 EQUIPMENT DRAWING		Scale: 1:12 AND NOTED	Job # A.S.D.I. STD.
Size: B	Dwg. # 1506-6001	Sht. No.: 1 of 1	Rev.: E